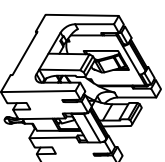
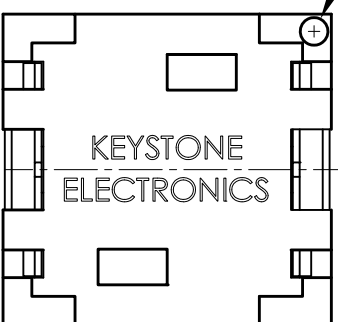
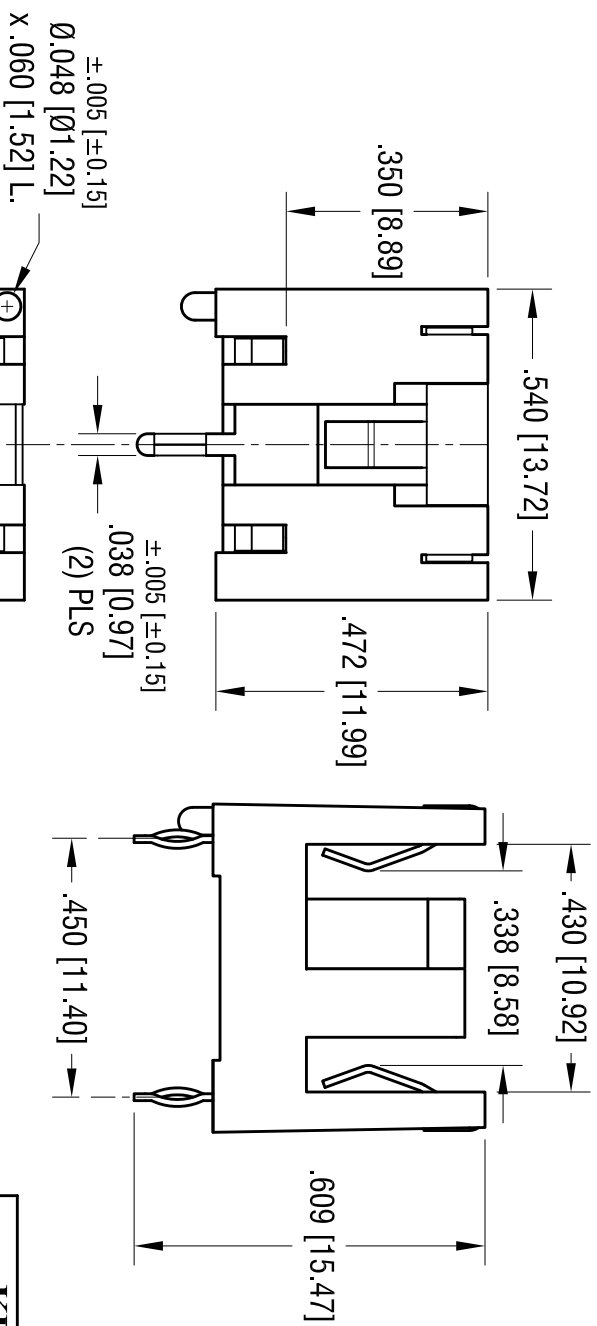
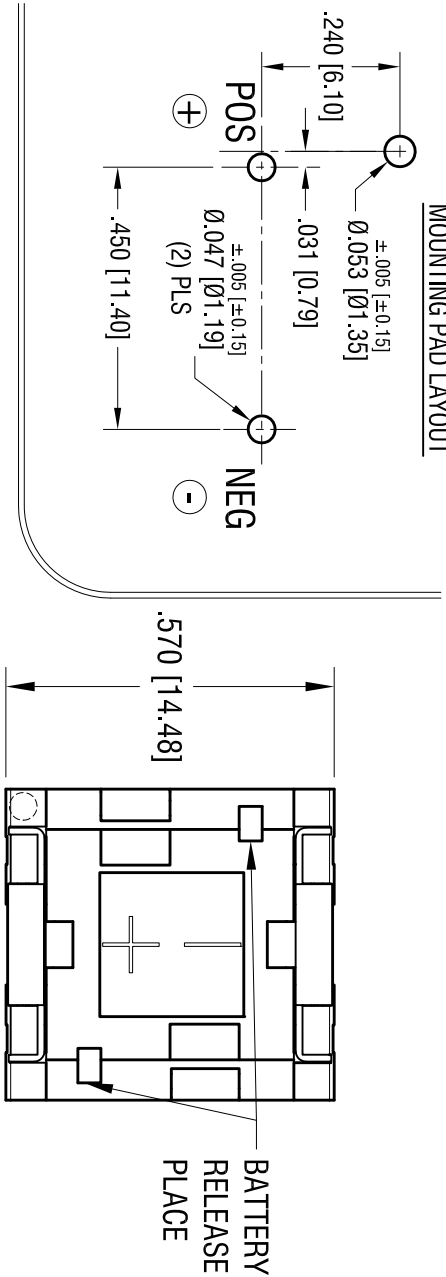


MOUNTING PAD LAYOUT



ACTUAL SIZE

- NOTE:
1. CONTACT: MAT'L- .012 [0.30]THK PHOSPHOR BRONZE
FINISH- GOLD PLATE
 2. HOUSING: MAT'L- HEAT RESISTANCE NYLON (UL94V-0)

DATE

8.06.15

DESCRIPTION

ECN 15-076, PLATING WAS TIN PL. A

REV.

KEYSTONE ELECTRONICS CORP.

www.keystone.com • NEW HYDE PARK, NY 11040 • Tel (516) 328-7500

PART NAME

1/3 N HORIZONTAL PC HOLDER

MATERIAL

AS NOTED

FINISH

AS NOTED

DRN BY

NT

DATE

4.27.10

App'D

RH

SCALE

3X

TOLERANCES

INCH [MM]

DECIMAL $\pm .010$ [± 0.25]

ANGULAR $\pm 1^\circ$

UNLESS OTHERWISE SPECIFIED

CODE

C

DWG NO.

503

THIS DOCUMENT IS THE PROPERTY OF
KEYSTONE ELECTRONICS CORP. AND
SHALL NOT BE REPRODUCED, DISTRIBUTED
OR USED AS A BASIS FOR MANUFACTURE
WITHOUT PRIOR WRITTEN PERMISSION
FROM KEYSTONE ELECTRONICS CORP.