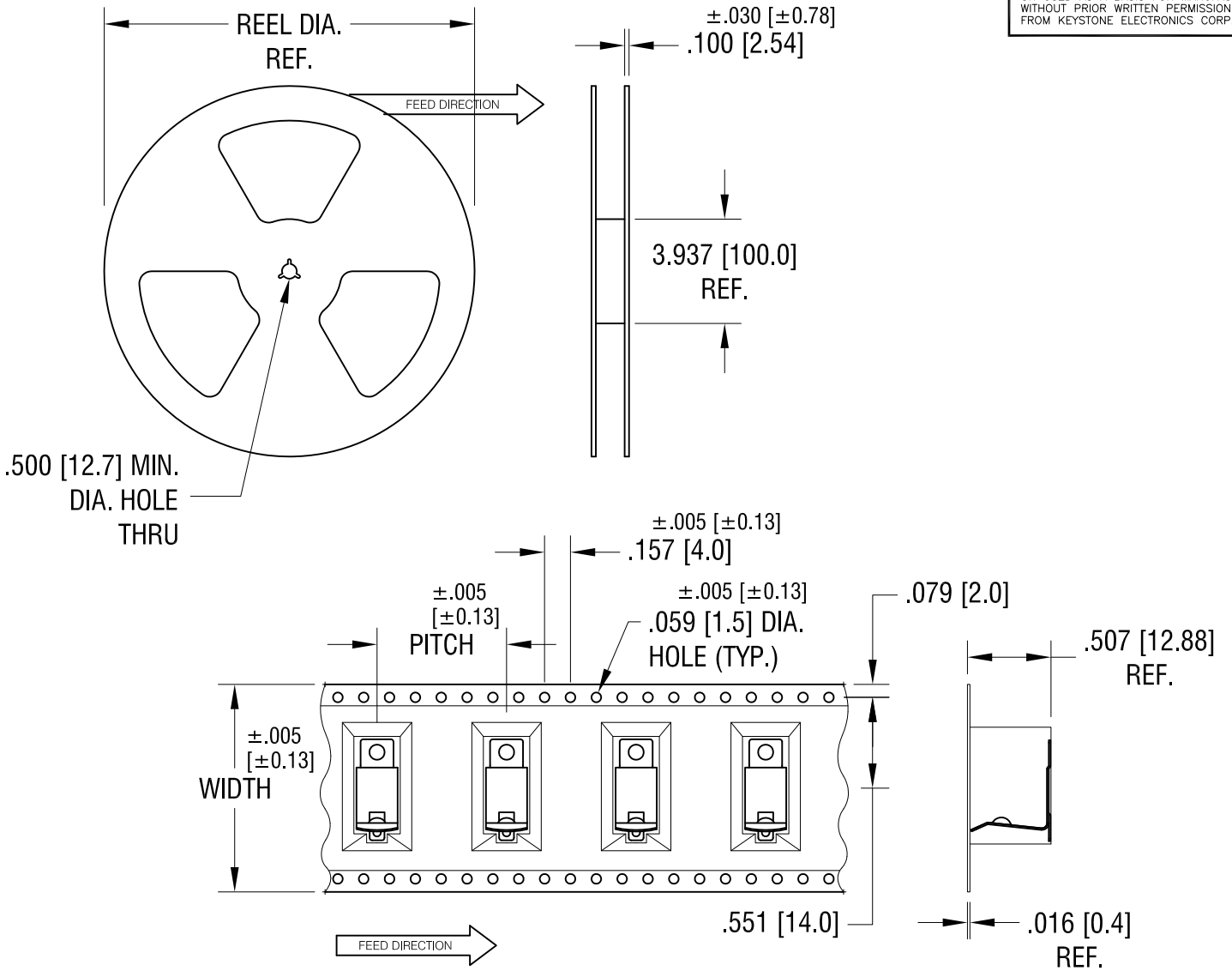


THIS DOCUMENT IS THE PROPERTY OF KEYSTONE ELECTRONICS CORP. AND SHALL NOT BE REPRODUCED, DISTRIBUTED OR USED AS A BASIS FOR MANUFACTURE WITHOUT PRIOR WRITTEN PERMISSION FROM KEYSTONE ELECTRONICS CORP.



NOTES:

TAPE AND REEL SPECIFICATIONS:

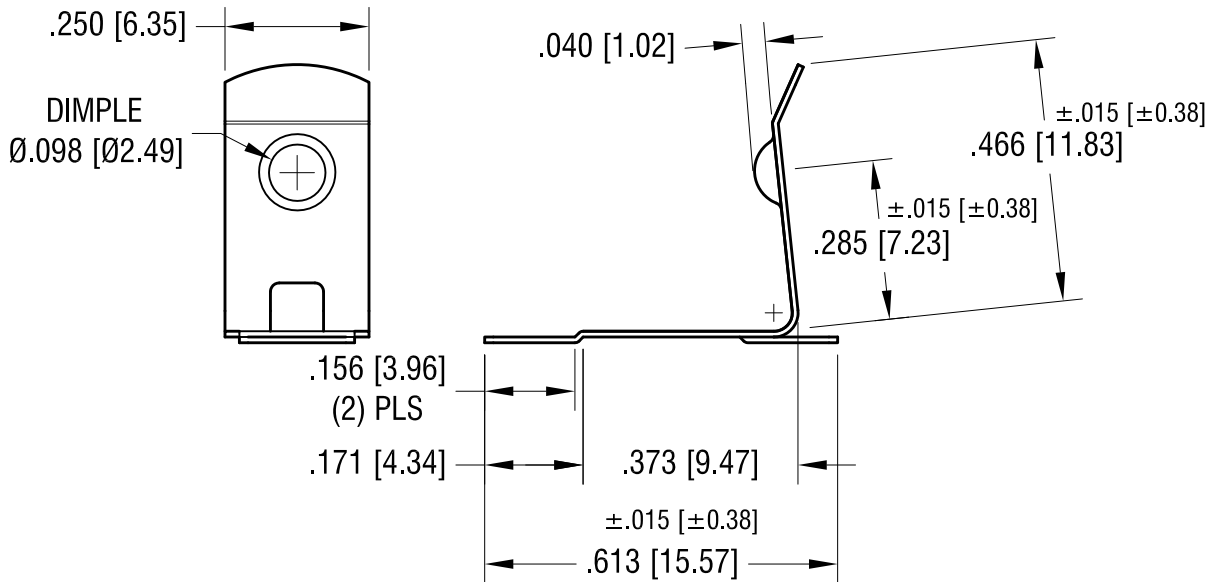
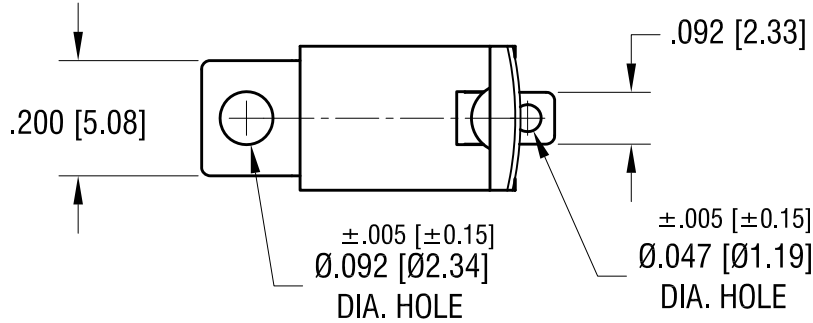
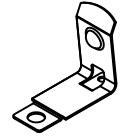
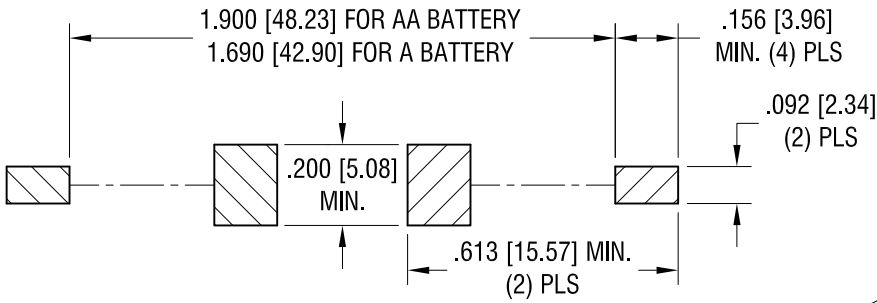
- 1. TAPE:  
 MAT'L - ALL CONDUCTIVE POLYSTYRENE CARRIER  
 ANSI/EIA-481 STANDARD  
 1.260 [32.0] WIDE; .787 [20.0] PITCH
- 2. REEL:  
 13.0 [330.2] DIA. 250 PIECES OF  
 PART NO. 57 PER REEL.

|         |                          |      |
|---------|--------------------------|------|
| 5.1.11  | CHANGE AS PER ECN 11-061 | C    |
| 4.29.11 | CHANGE AS PER ECN 11-058 | B    |
| 4.18.11 | CHANGE AS PER ECN 11-054 | A    |
| DATE    | DESCRIPTION              | REV. |

|   |                           |        |             |
|---|---------------------------|--------|-------------|
| <b>KEYSTONE ELECTRONICS CORP.</b>                               |                           |        |             |
| www.keyelco.com • ASTORIA, N.Y. 11105-2017 • Tel (718) 956-8900 |                           |        |             |
| PART NAME   |                           |        |             |
| SM BATTERY CLIP, ON TAPE  |                           |        |             |
| MATERIAL  |                           |        |             |
| AS NOTED  |                           |        |             |
| FINISH  |                           | DRN BY | DATE        |
| AS NOTED  |                           | NT     | 10.13.09    |
|   |                           | APP'D  | SCALE       |
|   |                           | LN     | X           |
| TOLERANCES  | INCH [MM]                 | CODE   | DWG NO.     |
| DECIMAL   | $\pm .015$ [ $\pm 0.38$ ] | C      | <b>57TR</b> |
| ANGULAR   | $\pm 1^\circ$             |        |             |
| UNLESS OTHERWISE SPECIFIED                                      |                           |        |             |

THIS DOCUMENT IS THE PROPERTY OF KEYSTONE ELECTRONICS CORP. AND SHALL NOT BE REPRODUCED, DISTRIBUTED OR USED AS A BASIS FOR MANUFACTURE WITHOUT PRIOR WRITTEN PERMISSION FROM KEYSTONE ELECTRONICS CORP.

MOUNTING PAD LAYOUT



NOTE:

- 1. HEAT TREAT TO SPRING TEMPER.

**KEYSTONE ELECTRONICS CORP.**

www.keyelco.com • ASTORIA, N.Y. 11105-2017 • Tel (718) 956-8900

PART NAME

'AA' SMT BATTERY CLIP

MATERIAL

.010 [0.25] TH'K ANNEALED SPRING STEEL

FINISH

TIN- NICKEL PLATE

DRN BY

NT

DATE

8.27.09

APP'D

LN

SCALE

3X

TOLERANCES

INCH [MM]

DECIMAL

± .010 [± 0.25]

ANGULAR ± 1°

UNLESS OTHERWISE SPECIFIED

CODE

C

DWG NO.

57

|         |                           |      |
|---------|---------------------------|------|
| 4.06.17 | CHANGE AS PER ECR17-019   | C    |
| 1.25.11 | CHANGE AS PER ECN 11-008  | B    |
| 8.10.09 | CHANGED AS PER ECN 09-111 | A    |
| DATE    | DESCRIPTION               | REV. |