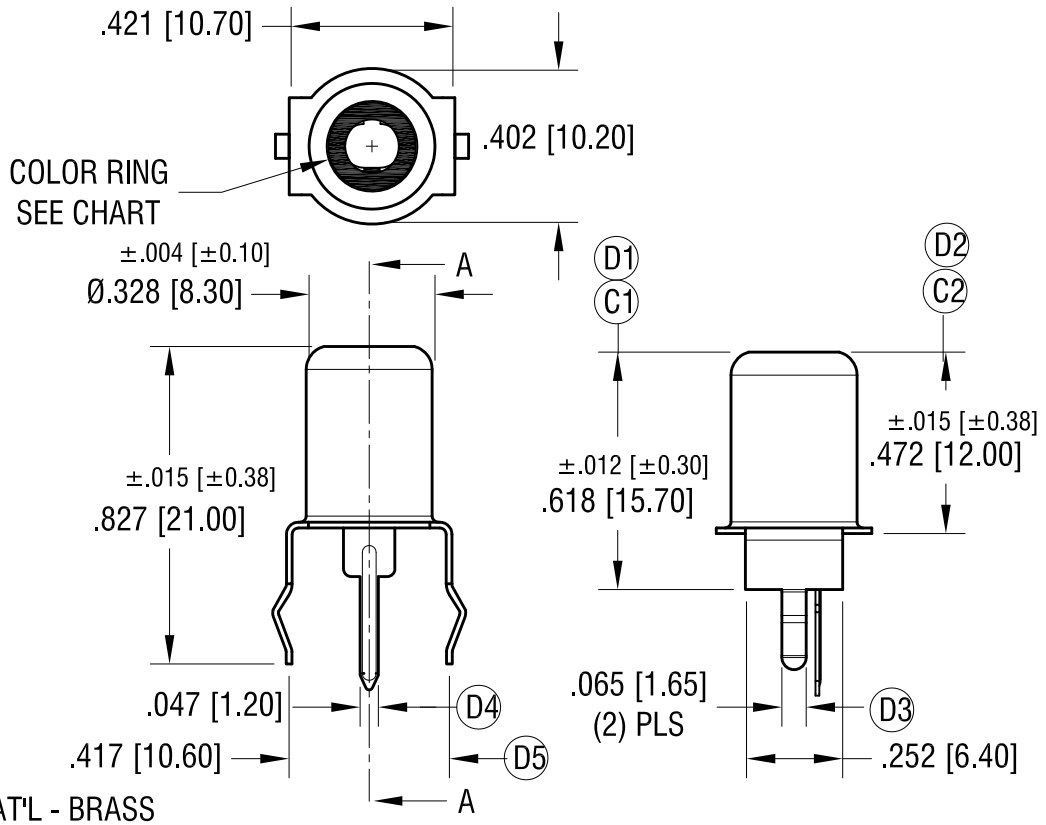
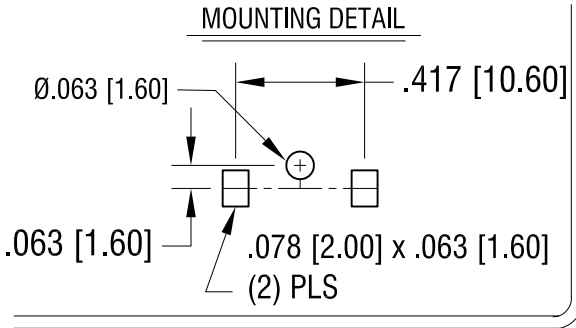
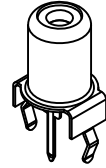


THIS DOCUMENT IS THE PROPERTY OF
KEYSTONE ELECTRONICS CORP. AND
SHALL NOT BE REPRODUCED, DISTRIBUTED
OR USED AS A BASIS FOR MANUFACTURE
WITHOUT PRIOR WRITTEN PERMISSION
FROM KEYSTONE ELECTRONICS CORP.

ACTUAL SIZE



- NOTES:**
1. SHELL: MAT'L - BRASS
FINISH: - TIN PLATE
 2. CONTACT: MAT'L - BRASS
FINISH: - TIN PLATE

PART NO.	INSULATOR COLOR
584	WHITE
585	BLACK
586	YELLOW

DATE	DESCRIPTION	REV.
10.22.21	GENERAL TOLERANCE WAS .005 D1 WAS .655 D3 WAS .070, D4 WAS .050 D2 WAS .519 MAT'L WAS STEEL, NICK. PL. CHANGE AS PER ECN21-121	D
5.07.15	ADD C1, C2 ELIMINATE OVERALL DIMENSION CHANGE AS PER ECN 15-048	C
3.19.15	B1 WAS .910, B2 WAS .967 B3 WAS .152 ELIMINATE ALL CHANGES PER REV.A CHANGE AS PER ECN 15-031	B
12.24.14	A1 WAS .843, A2 WAS .875 A3 WAS .140 CHANGE AS PER ECN 14-128	A

KEYSTONE ELECTRONICS CORP.
www.keyelco.com • NEW HYDE PARK NY 11040 • Tel (516)328-7500

PART NAME: **SNAP-FIT VERTICAL PC PHONO JACK**

MATERIAL: **AS NOTED**

FINISH: **AS NOTED**

DRN BY: **BOONE** DATE: **8.10.06**
APP'D: **LN** SCALE: **2X**

TOLERANCES INCH [MM]
DECIMAL ± .012 [± 0.30]
ANGULAR ± 1°
UNLESS OTHERWISE SPECIFIED

CODE: **C**

DWG NO.: **584-586**